Dual-band Wireless Adapter with Bluetooth Function

Installation

A: WiFi driver installation (Page 1 ~ 7)
B: Bluetooth driver installation (Page 8 ~ 14)

Note: This instruction take Windows 7 as an example, other system can refer to these steps.

A: WiFi driver installation :

1. Please insert the CD into your CD-ROM driver, find and double click "Setup.exe" as below, (If there is no CD-ROM Driver in your computer), please download the driver from EDUP official website: "www.szedup.com" – "Support" – "Driver Download"

2. Software installation is in preparation:

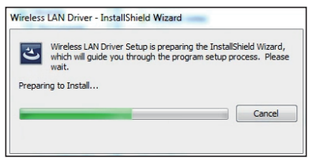

❶

3. Setup Status:

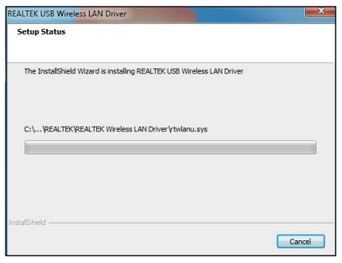

❷

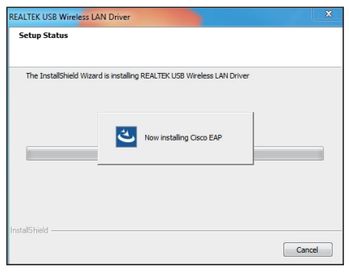

❸

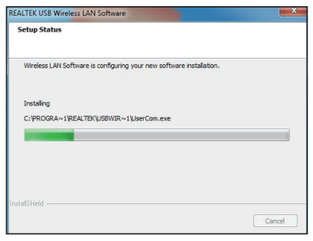

❹

4. The Software Installation is Completed:

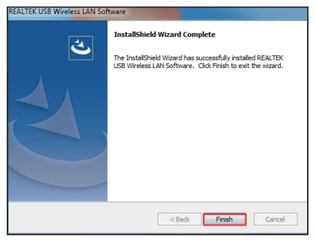

5. How to use Wi-Fi Adapter to connect?

a. Plug the Wi-Fi Adapter in, click the icon at the bottom right corner of the computer.
b. Search and connect to the Wi-Fi you need from the available Wi-Fi list.
c. Enter the Wi-Fi password to connect.

❺

❻

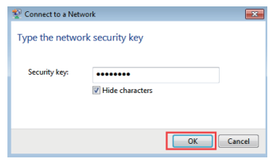

d. Finally your Wi-Fi is connected.

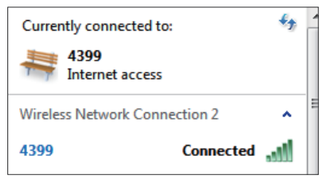

❼

B: Bluetooth driver installation :

1. Please ensure the Wi-Fi Adapter is plugged in, insert the CD into your CD-ROM driver, find the bluetooth folder and double click "Setup.exe" as below, (If there is no CD-ROM Driver in your computer), please download the driver from EDUP official website: "www.szedup.com" – "Support" – "Driver Download"

❽

2. Software installation is in preparation :

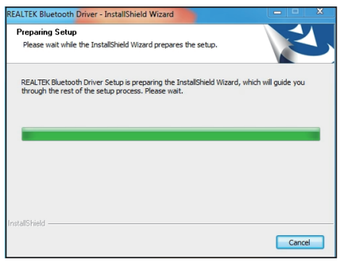

❾

3. Click "Next" and it will be installing as below:

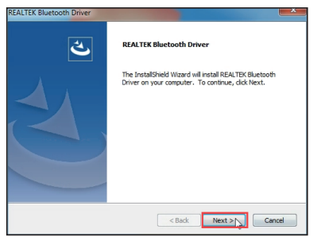

❿

4. Choose"No, I will restart my computer later", then click "Finish".

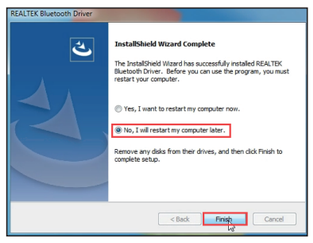

⓫

5. Bluetooth Connection:

a. Click the bluetooth icon in the bottom right corner of the computer.
b. Right click the mouse, choose "Add a Device", and search the bluetooth.
c. Ensure your bluetooth devices have been turned on and ready to pair.

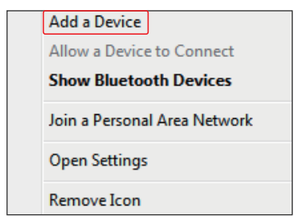

⓬

d. Bluetooth devices will be detected as below after a while, then double click the icon to pair. (E.g. Bluetooth Earphone)

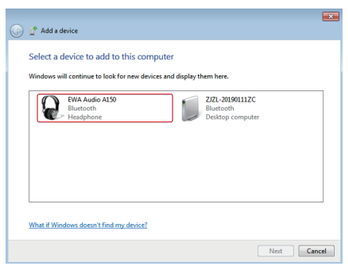

⓭

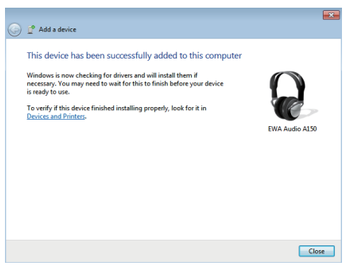

⓮

Warm Tips :

Install Drivers :

Please plug the wireless adapter into computer first before installing the drivers (WiFi driver or Bluetooth driver).

Warranty Card :

About this item, we offer 12-months warranty and we're devoted to improving customer satisfaction.
If you have further problem about our product and service, please do not hesitate to contact us via email, thanks !

After-sales Email : customer_support@edup.cn

⓯

正反两面

尺寸： 长*宽=78mm x 70mm